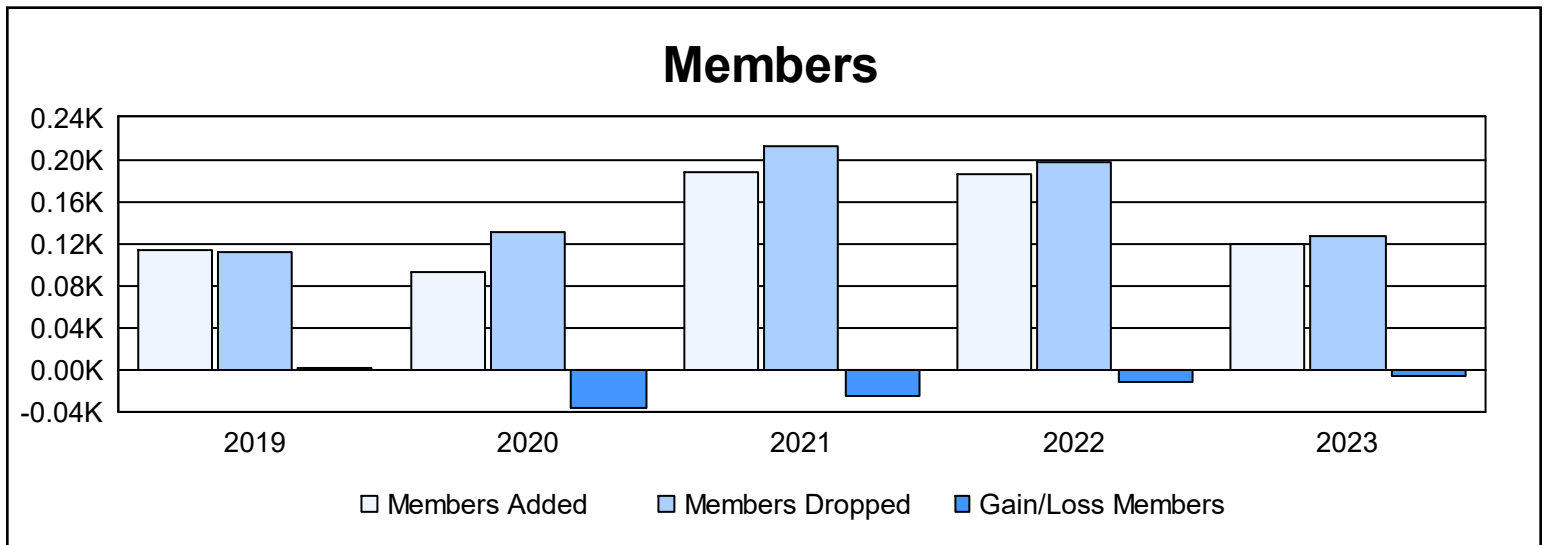
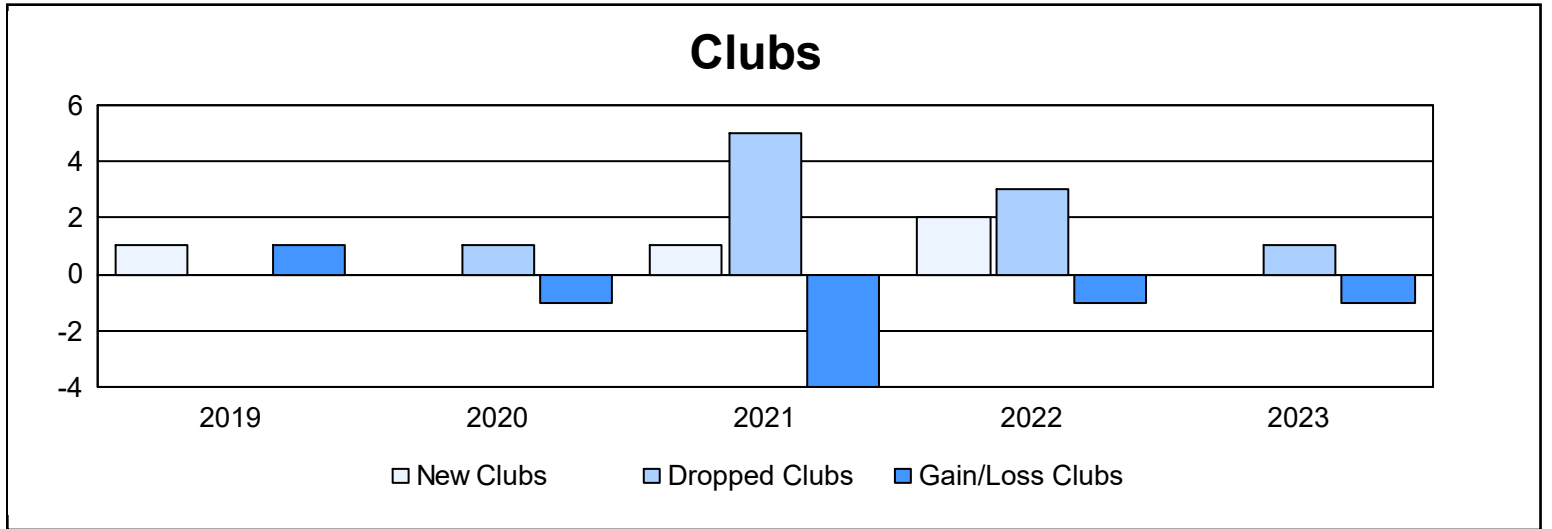
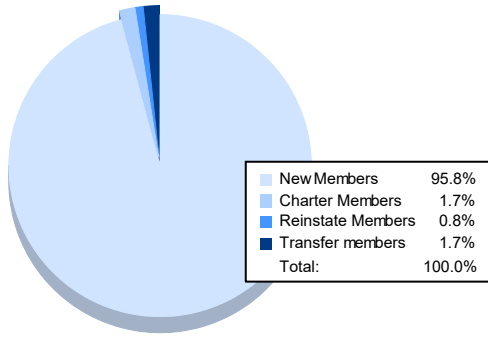


Year	New Clubs	Dropped Clubs	Gain/ Loss Clubs	New Members	Charter Members	Reinstate Members	Transfer Members	Total Member Added	Total Members Dropped	Gain/ Loss Members
2018-2019	1	0	1	84	21	3	5	113	111	2
2019-2020	0	1	-1	89	0	0	4	93	130	-37
2020-2021	1	5	-4	134	28	22	4	188	213	-25
2021-2022	2	3	-1	117	54	9	6	186	197	-11
2022-2023	0	1	-1	115	2	1	2	120	127	-7
<b>Average</b>	<b>1</b>	<b>2</b>	<b>-1</b>	<b>108</b>	<b>21</b>	<b>7</b>	<b>4</b>	<b>140</b>	<b>156</b>	<b>-16</b>



### Membership Composition June 2023 Cumulative



### Gender Composition June 2023 Cumulative

